




Step 1: Go to <https://www.totum.com/>

Step 2: Click on 'JOIN NOW'



Step 3: Enter your student email address, create a password.

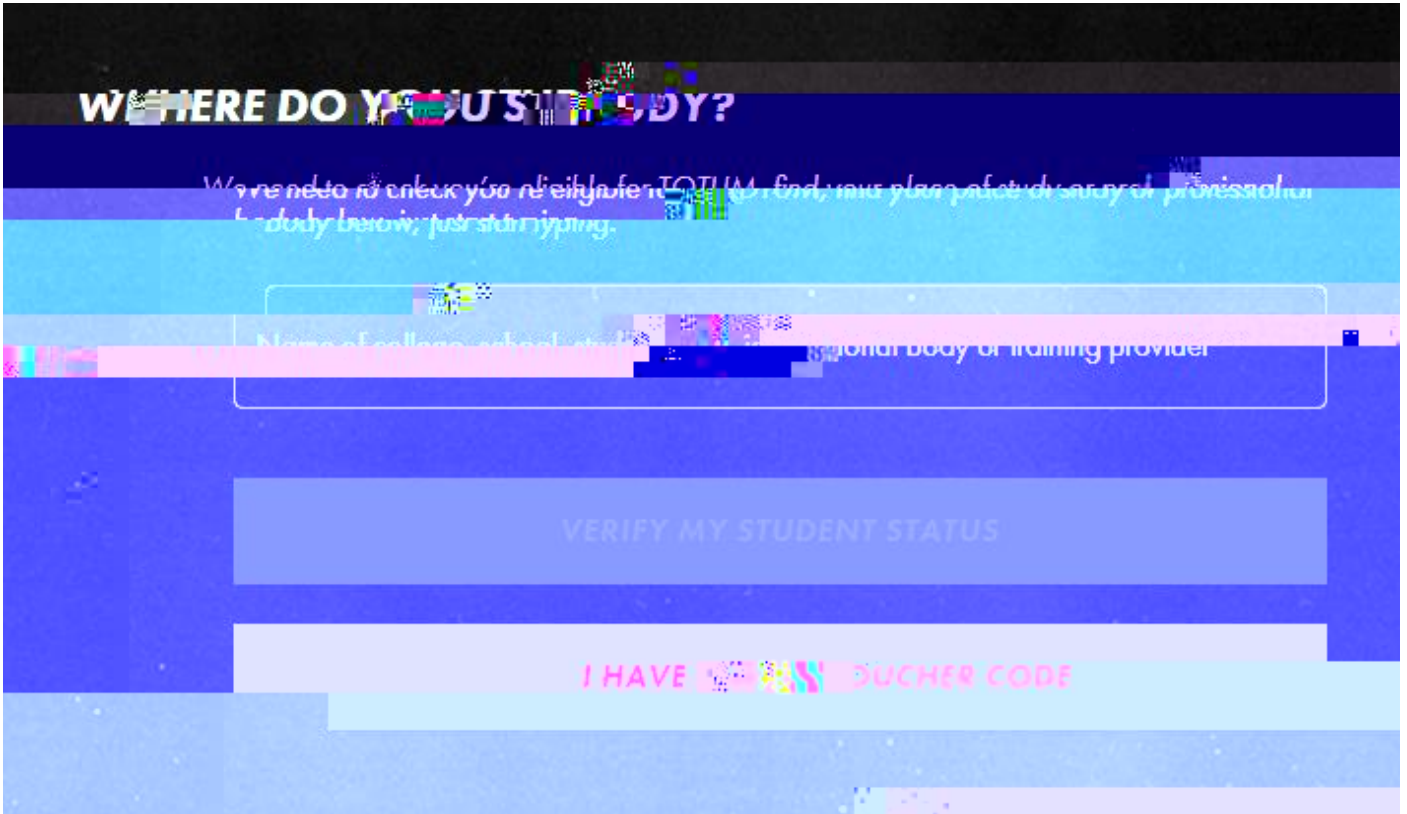
Read the terms and conditions and tick the confirmation box. Click "Continue" once this is completed.



Please note, this must be your Anglia Ruskin email address. (abc123@student.aru.ac.uk)



Step 5: Enter "Anglia Ruskin Student's Union" and then click "Verify my student status".




Step 6: Choose you bundle and click "Get now".



Step 7: Select the number of years you would like the card to be valid for and then click "Continue".




Step 8: Enter your delivery address and click "Post my card here".




Step 9: Provide a photo for your ID card and select one of the two options below.

Step 10: Verify your order summary, home delivery address, and click "BUY NOW "



Step 11: Choose a payment method.



Step 12: Make your payment.

Step 13: Download TOTUM app

DOWNLOAD the TOTUM app for free to access brilliant UK student discounts and deals on food and fashion, tech and travel, and everything in between. Available on all major app stores.

For any TOTUM card queries please contact