



# Downloading Microsoft Office



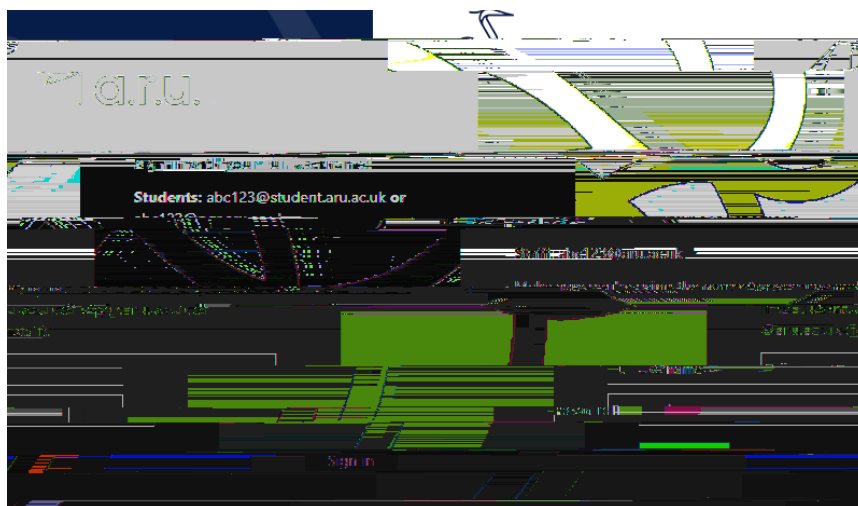
Go to <https://london.aru.ac.uk/> and select 'Home'

to get access to all learning platforms, then click on



Login to your student email using your e.g. abc123@student.aru.ac.uk and your

username password



Once signed in, click on 'Home'

:


In the "My Account" section, click on 'download'.

, the file will start

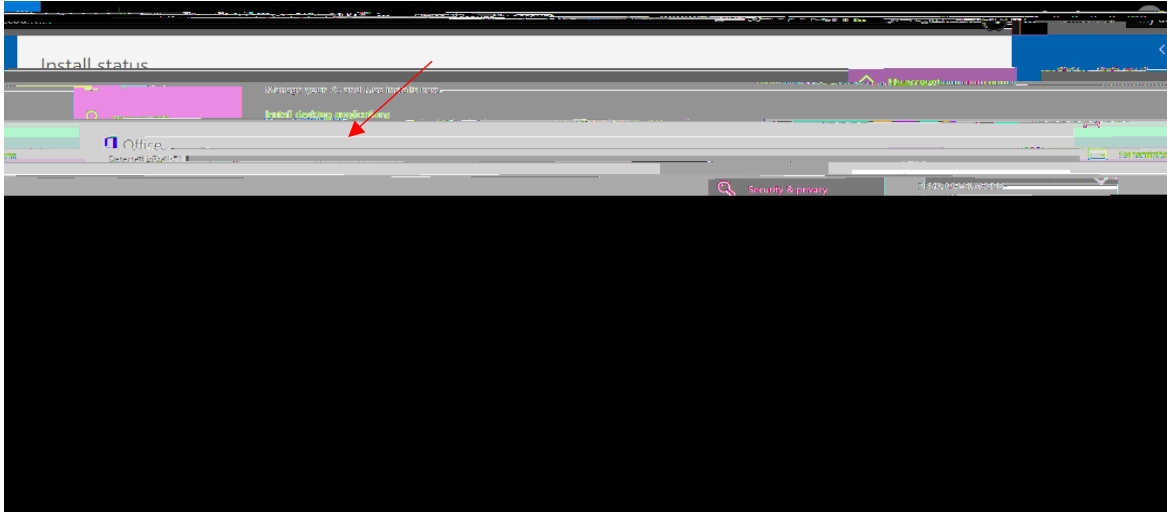
:

Once the file has finished downloading, press 'install'.

and then 'OK'. The



After installation, Microsoft Office will appear as activated on your student email account. You will also be able to see all Microsoft Office apps on the device you are using.



---

---

---

For more information or further assistance on Microsoft Office, please contact